

UpToDate MobileComplete™

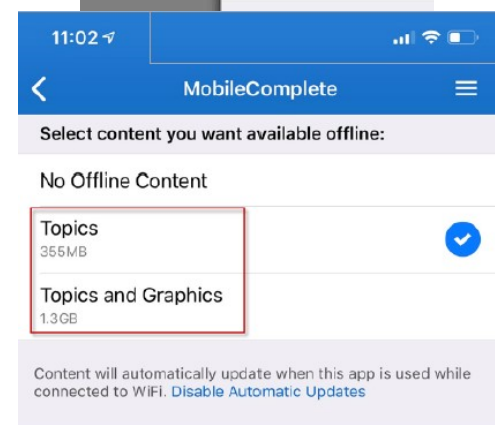
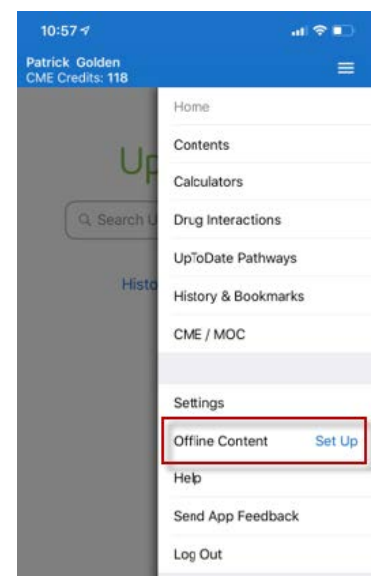
Search the complete UpToDate database of evidence-based recommendations from anywhere – even without a Wi-Fi or network connection.

Get full UpToDate content including more than 12,300 clinical topics, 9,700 graded recommendations and 7,300 unique drug monographs without an internet connection.

- Access UpToDate content without Wi-Fi or an internet connection
- View mobile optimized content, including calculators
- Earn CME for each clinical question researched
- Download content updates when connected to the internet

Set up UpToDate MobileComplete:

1. Go to the app store on your device (Android or Apple)
2. Search for UpToDate and download the app
3. Open the app and log in with your UpToDate credentials
 - a. If you don't already have an account, register while accessing UpToDate on the DHA network or while logged in through your OpenAthens remote access account (see next page for instructions).
4. Select "Offline Content" on the home screen
5. Choose "Topics" or "Topics and Graphics" to install content on your device



With UpToDate MobileComplete you get consistent and reliable access to UpToDate content whenever, wherever you are.

Accessing UpToDate® Anywhere

Follow these instructions to access UpToDate:

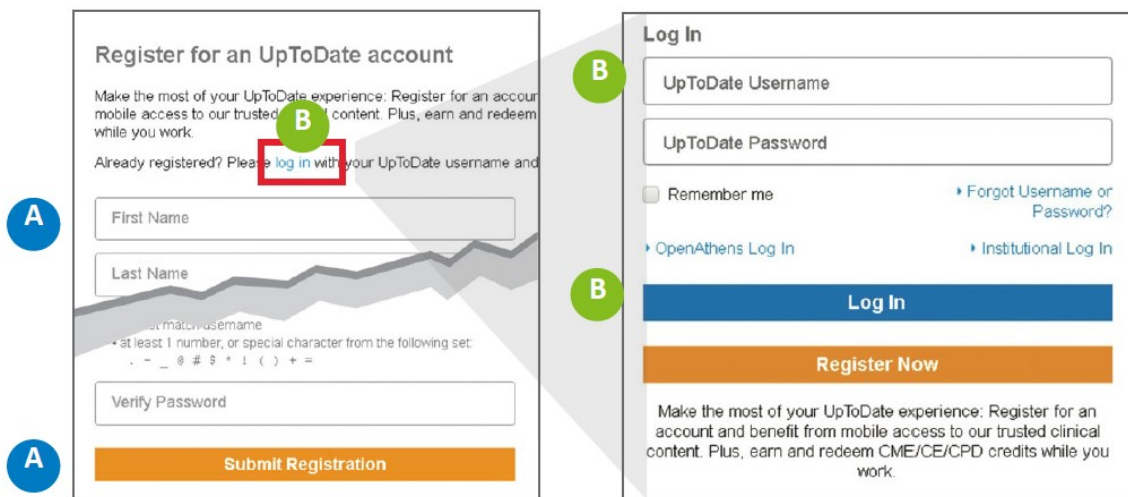
1. Access UpToDate by going to www.uptodate.com from any computer connected to the DHA network or while logged in through your OpenAthens remote access account.
2. From the UpToDate home screen, Click the Register button in the upper right corner.
- 3.

A

If this is your first time accessing UpToDate and you do not have an existing Username and Password, complete all fields on the registration form and then click *Submit Registration*.

B

If you already have an UpToDate Username and Password, click the blue **log in** hyperlink at the top of the Registration page. Sign in with your existing credentials. This will retain your current CME/CE/CPD data from any previous UpToDate user records in one UpToDate user record.



Register for an UpToDate account

Make the most of your UpToDate experience: Register for an account and benefit from mobile access to our trusted clinical content. Plus, earn and redeem CME/CE/CPD credits while you work.

Already registered? Please **log in** with your UpToDate username and password.

A First Name

A Last Name

A Email (required)

A Password (required)
 - at least 1 number, or special character from the following set: . - _ @ # \$ * ! () + =

A Verify Password

Submit Registration

Log In

B UpToDate Username

B UpToDate Password

Remember me

[Forgot Username or Password?](#)

[OpenAthens Log In](#)

[Institutional Log In](#)

Log In

Register Now

Make the most of your UpToDate experience: Register for an account and benefit from mobile access to our trusted clinical content. Plus, earn and redeem CME/CE/CPD credits while you work.

4. (A) Once you've filled in the fields on the registration form, you will need to verify your email address. Click **Send Verification Code**. A code will be sent to the email you entered in the form. **Check your email.** (B) **Enter the code** you received in the box at the bottom of the registration form. You will have 10 minutes to retrieve the code, enter it, and click **Submit Verification Code**.

A



Register for an UpToDate account

Make the most of your UpToDate experience: Register for an account and benefit from mobile access to our trusted clinical content. Plus, earn and redeem CME/CE/CPD credits while you work.

Already registered? Please log in with your UpToDate username and password.

A First Name

A Last Name

A Email

A ZIP/Postal Code

A Specialty

A Role

Create your username and password

A Username

A Password

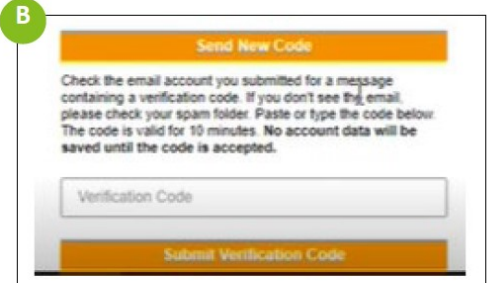
Remember/Save:

- 8 to 24 characters
- at least 1 uppercase letter
- cannot reuse username
- at least 1 number, or special character from the following set: . - _ @ # \$ * ! () + =

A Verify Password

Send Verification Code

B



Send New Code

Check the email account you submitted for a message containing a verification code. If you don't see the email, please check your spam folder. Paste or type the code below. The code is valid for 10 minutes. No account data will be saved until the code is accepted.

Verification Code

Submit Verification Code

To maintain uninterrupted access to UpToDate Anywhere, **you must re-verify your affiliation with your hospital or organization once every 180 days.**

Re-verify by accessing UpToDate while on the DHA network or while logged in through OpenAthens. Then log into your personal UpToDate account. Confirm you are logged into your personal account by locating your name in the upper right-hand corner of the UpToDate screen. This will automatically re-verify your affiliation.

Please note: In-application & email messaging will inform you of the need to verify affiliation if you have not done so by day 170. You will receive a second alert at day 180. If you fail to re-verify by day 180, you will lose mobile and remote access. To regain access, please complete the re-verification process outlined in steps 1 or 2.

- Email: customerservice@uptodate.com
- Phone: 1-800-998-6374 or +1-781-392-2000 Monday through Friday, 7 a.m. – 9 p.m. (Eastern)